


Lessons from the regional case studies

Cohesion Policy post 2014





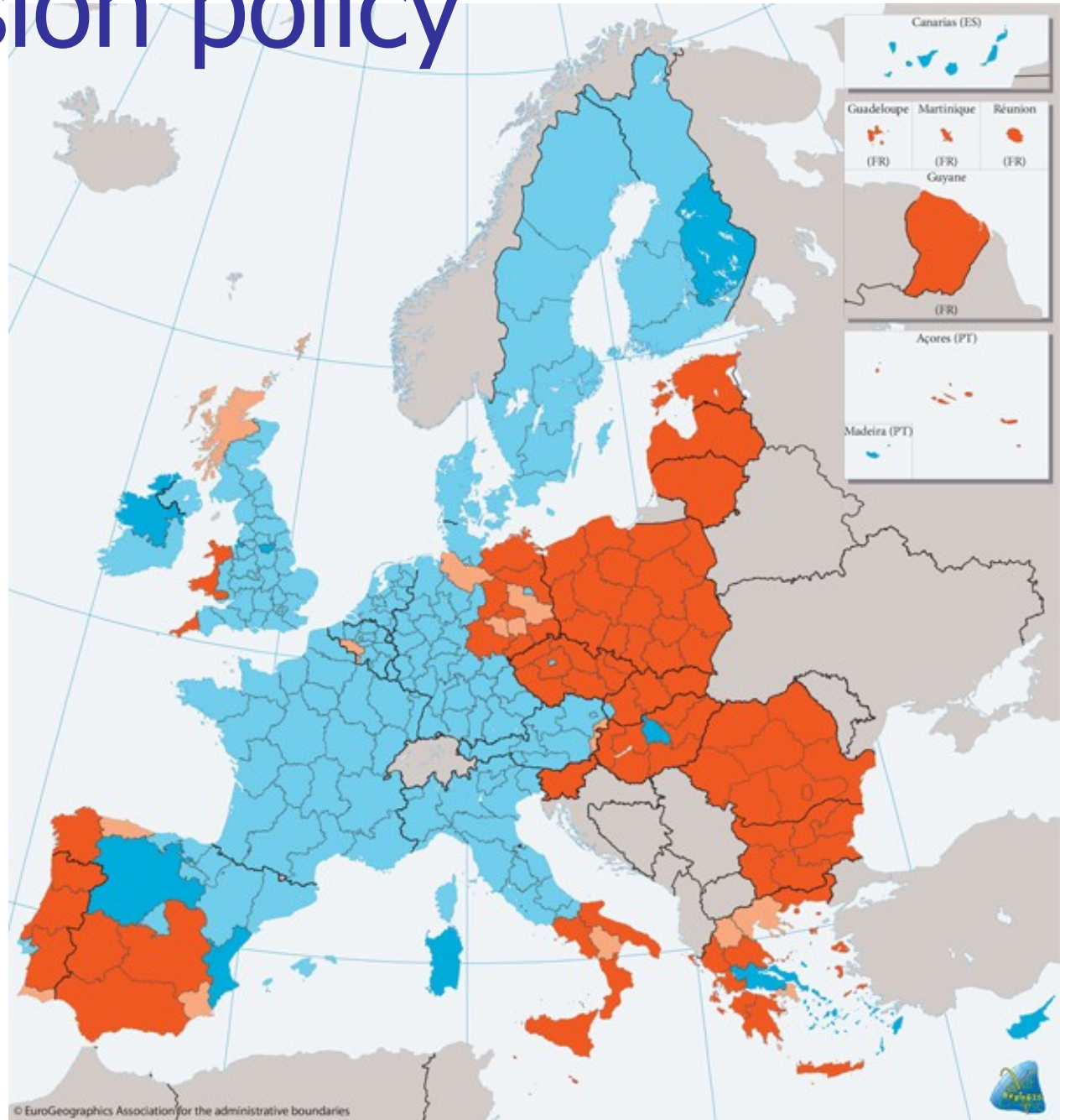
Impact of Structural
Funds on Health Gains

EU cohesion policy

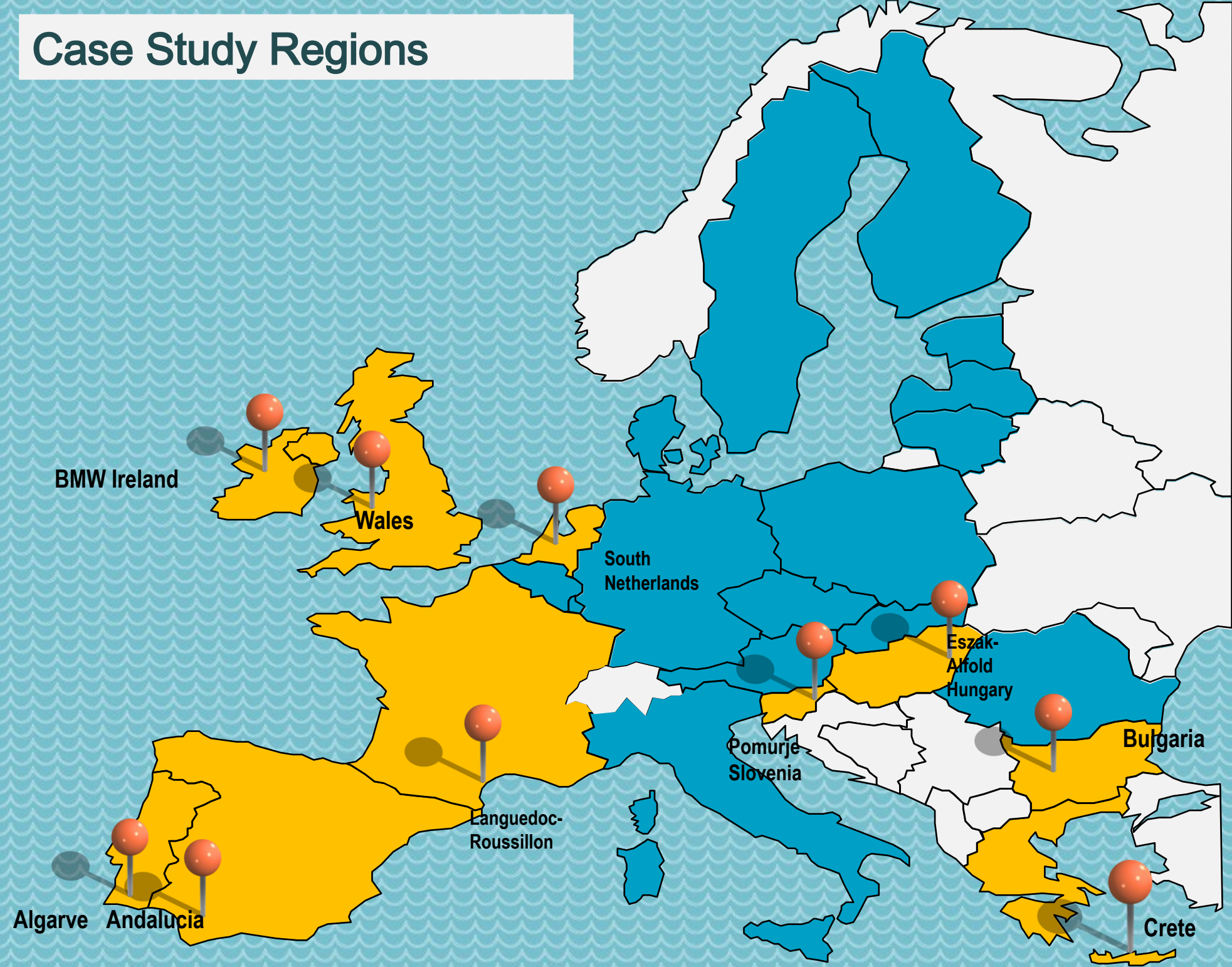
2007-2013:

347 billion euro

-  Convergence objective: regions with GDP per capita under 75% of the EU average. 81.5% of the funds are spent on this objective.
-  Regional competitiveness and employment objective.




Case Study Regions




Lessons learned

- **Assumption:** “Structural Funds + Health” = health infrastructure
- **Strategic importance** of health versus **investment measures** put in place
- **Cross-sectoral projects** bring health gains – developed at local and regional levels
- Emerging **Green Infrastructure** agenda
- **Good examples do exist!**



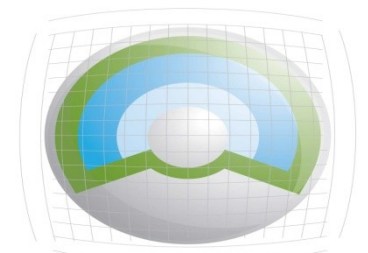
Good examples 2007-2013

- **Targeting health through employment:** Wales, ESF Programme
- **Social inclusion/targeting vulnerable groups:** Andalucía, Wales, Bulgaria, Languedoc-Roussillon
- **Linkages between environment and health:** Slovenia, Hungary

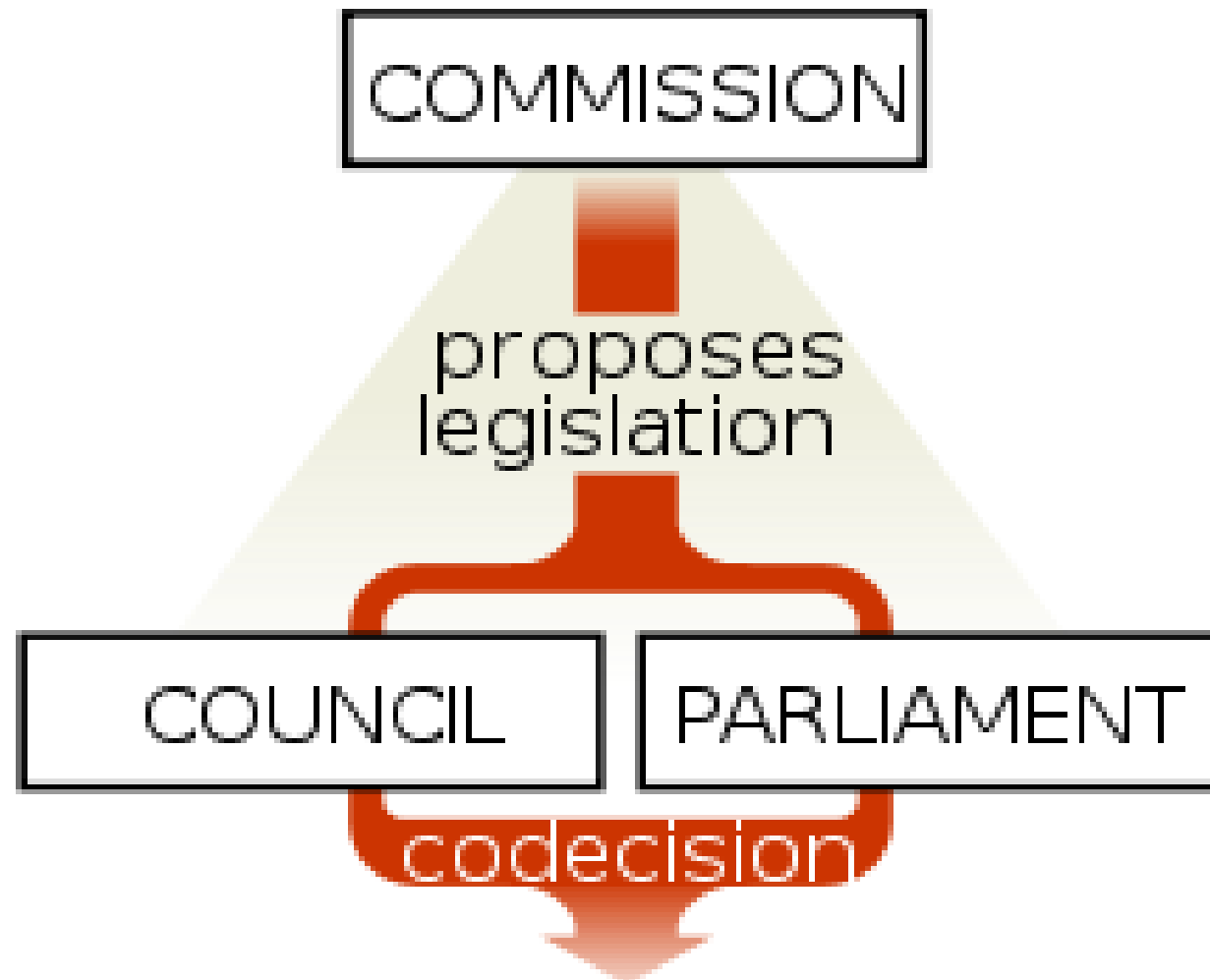


Negotiations & Timing 2014-2020

- Regulations proposed – October 2011
- Council General Affairs Council compromises on contents (but no money yet)
- Parliament committee process underway
- Parliament to vote in full plenary
- EP to leave door open due to budgetary negotiation of 2014-2020 taking place in early 2013 – Irish Presidency of European Union




All three major institutions are involved in making EU law



Proposals for Cohesion Policy 2014-2020

- Closer alignment of policy commitments and investments with key **Europe 2020 targets**
- **Strengthened partnership roles** in all phases from preparation, implementation to monitoring and evaluation and at all levels: National – Regional – Local actors
- More **accountability from Member States** in return for simplification of rules



Europe 2020: 3 interlinked priorities



1.) **Smart growth:** developing an economy based on knowledge and innovation



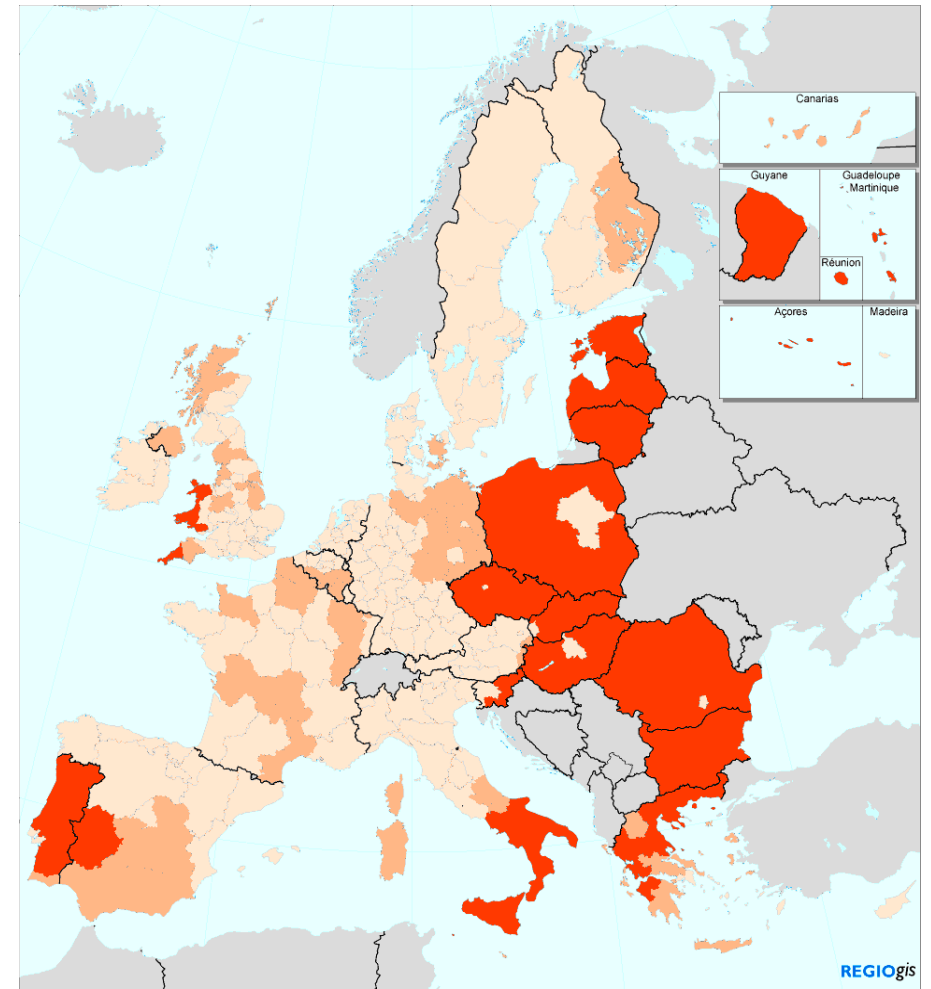
2.) **Sustainable growth:** promoting a more efficient, greener and more competitive economy



3.) **Inclusive growth:** fostering a high-employment economy delivering social and territorial cohesion

New regional categories, 2014-2020

- 'Less developed' < 75 % of GDP
 - 'Transition regions'. 75-90 % of GDP
 - '*More developed*' > 90 % of GDP
-
- **LESS DEVELOPED**
 - 50% - 75% EU co-financing
 - Safety net of 2/3 of previous allocation for regions moving 'up' and out of this category



Eligibility simulation 2014-2020, March 2012

GDP/head (PPS), index EU27=100

- < 75 (less developed regions)
- 75 - 90 (transition regions)
- >= 90 (more developed regions)

Regional GDP figures: 2007-08-09
Data available March 2012

0 500 Km

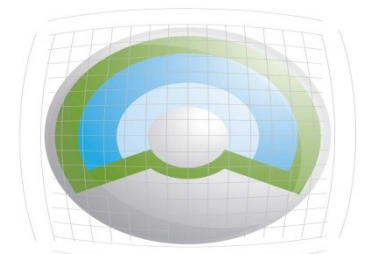
38/2012 - 13 March 2012

Regional GDP

West Midlands (England)	112 230	115 214	21 200	90.3	22 800	93.1
Herefordshire, Worcestershire & Warwickshire	27 175	27 897	22 000	93.5	23 300	95.1
Shropshire & Staffordshire	28 594	29 354	19 300	82.1	20 500	83.9
West Midlands	56 461	57 962	22 000	93.5	23 800	97.4
East of England	133 042	136 579	23 700	100.8	25 600	104.6
East Anglia	53 004	54 414	23 200	98.8	25 000	102.3
Bedfordshire & Hertfordshire	45 005	46 201	27 200	115.7	29 300	119.9
Essex	35 033	35 964	20 900	89.0	22 700	92.7
London	335 641	344 565	44 400	189.2	46 300	189.2
Inner London	232 437	238 618	78 000	331.9	80 100	327.0
Outer London	103 203	105 947	22 600	96.1	24 300	99.2
South East (England)	223 187	229 121	27 200	115.6	29 000	118.4
Berkshire, Buckinghamshire & Oxfordshire	72 405	74 330	33 400	142.2	35 900	146.7
Surrey, East & West Sussex	69 349	71 193	26 600	113.3	28 400	116.2
Hampshire & Isle of Wight	47 176	48 430	25 900	110.3	27 200	111.0
Kent	34 257	35 168	21 100	89.9	22 700	92.5
South West (England)	118 396	121 544	23 200	98.9	24 700	101.0
Gloucestershire, Wiltshire & Bristol/Bath area	60 721	62 336	26 800	114.1	28 700	117.4
Dorset & Somerset	26 383	27 085	22 000	93.5	23 000	94.0
Cornwall & Isles of Scilly	8 777	9 011	16 900	71.9	17 900	73.2
Devon	22 514	23 112	20 300	86.5	21 600	88.1
Wales	54 743	56 199	18 700	79.8	20 100	82.0
West Wales & The Valleys	29 669	30 458	16 100	68.4	17 200	70.1
East Wales	25 074	25 741	23 300	99.3	25 100	102.7
Scotland	127 713	131 109	25 200	107.5	26 500	108.4
Eastern Scotland	50 059	51 391	25 800	109.7	27 300	111.5
South Western Scotland	52 460	53 855	23 500	99.9	24 800	101.3
North Eastern Scotland	14 358	16 938	37 200	158.3	37 700	153.9
Highlands & Islands	8 636	8 865	19 800	84.4	20 600	84.1


Linking funding with strategy

- Aligning funding (implementation mechanism) with political commitments (Europe 2020 targets)
- **How ?** Partnership contracts with Member States – identify investment priorities, preconditions and targets. Minimum allocations in areas of EU goals:
- > 50 % of ERDF resources to energy efficiency and renewables, innovation and competitiveness of SMEs.
- > 20 % of ESF allocations must combat social exclusion and poverty. All ESF investments to be aligned with EU targets on employment, education and poverty reduction.



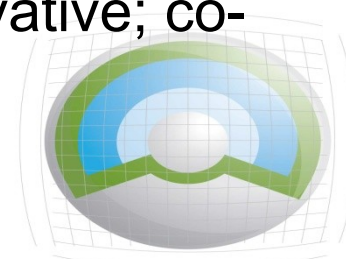
Rewarding good performance

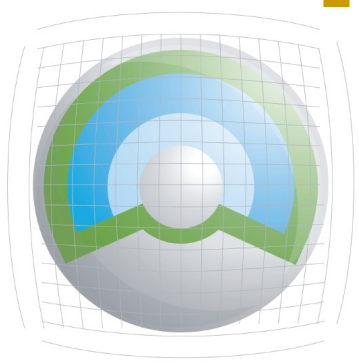
- 5% of the Cohesion budget set aside and will be allocated, during a mid-term review, to the Member States and regions whose programmes have **met the milestones fixed** in the contracts.
- New **results based instrument**, "Joint Action Plan" to be managed and paid exclusively on the basis of the result and reaching necessary milestones as agreed between the Member State and the Commission. Lump sum payments to a single beneficiary up to €10m or 20% of an Operational Programme to manage a group of projects aimed at a specific purpose (not for infrastructure or major projects).



Greater territorial focus

- **Pre-conditions** (linked to specific actions) having the legal or policy framework in place at time spending priorities are being set. Continued EU funding dependent on performance and meeting so called ***ex-ante conditions***. (around 30 in the Council of Ministers compromise from 24th April)
- **Reinforcing territorial cooperation:** among and between regions (cross-border, transnational and interregional).
- **Integrated Territorial Initiative:** clear focus on sustainable urban development - > 5% of the ERDF funds allocated for "integrated actions" by each Member State. Additional Commission funding lines for innovative actions in urban areas and making ESF human capital investments in cities easier.
- **Community-Led Local Development** - 'Local Action Groups' are area-based; bottom-up; public-private; integrated; innovative; co-operative and involve the use of networking.






Regulatory package 2014-2020

Reinforcing Integrated Programming


Integrated programme approach

- The **Common Strategic Framework** at EU level and the Partnership Contract at national level covering all the CSF Funds
- Possibility for Member States to prepare and implement multifund programmes combining ERDF, ESF and the Cohesion Fund



Common Strategic Guidelines

- *Thematic objectives and key actions – the role of the CSF funds in relation to Europe 2020*
- *Coherence and consistency with EU economic governance*
- *Reinforcing coordination and integration among the CSF Funds and with other EU policies and instruments*
- *Horizontal principles and policy objectives*
- *Meeting the territorial challenges of smart, sustainable and inclusive growth*
- *Annex setting out for each thematic objective: targets and policy objectives, key actions, implementation principles, coordination and complementarity*
- *Annex setting out priorities for cooperation activities*



Programme Preparation 2014-2020

Regulation: Thematic and horizontal ex-ante conditionalities set out in the Regulation

Preparation of programming documents: Member States undertake a self-assessment verifying whether the ex-ante conditionality criteria have been met.

Conditionality respected:
Draft programmes explain that no further action needs to be taken


Partially respect:
Draft programmes lay down commitments for fulfilment

Not respected:
Draft programmes lay down commitments for fulfilment, payments could be made only upon fulfilment

Submission of programming documents: The results of the self-assessment and commitments are included in the draft programmes.

Negotiation and agreement on commitments: The agreed commitments are set out in the programmes and synthesised in the Partnership Contract.


Cofinancing future priorities -
Influencing final shape of European Parliament's
cross cutting themes – before September 2012



Impact of Structural
Funds on Health Gains

Thank you for your attention

www.healthgain.eu



Impact of Structural
Funds on Health Gains